



Houston Urban Indian Health: A *Story Of Contemporary Native Americans*

Native American Health Coalition
Houston, Texas



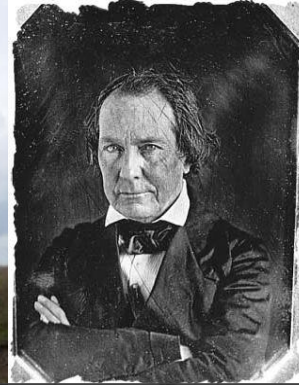
Pre-1800



1805



1837



1840



1970-1980

2000

Numerous tribes traversed the area of present day Southeast Texas.

Two tribes called the area home, the Atakapa-Ishak and the Karankawa. Communities of Atakapa-Ishak can be found in coastal East Texas and at Grand Bayou, Louisiana.

The Native American History of Southeast Texas



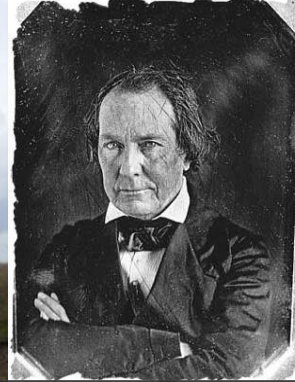
Pre-1800



1805



1837



1840



1970s-1980s

2000s

Approximately 1,000 Alabamas came to Tyler County's Peach Tree Village. The Coshattas were already in East Texas, having arrived in the area sometime after 1795. ⁴

Various tribal groups including Cherokees, Choctaws, Shawnees, Kickapoos and Natchez sought refuge in Mexican held southeast and east Texas and settled near the Alabamas and Coshattas.

The Native American History of Southeast Texas



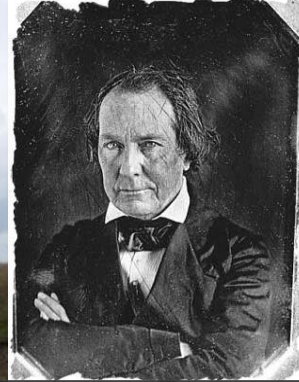
Pre-1800



1805



1837



1840



1970s-1980s

2000s

Houston became the first capital of the Republic of Texas.

Numerous tribal delegations from all over Texas including Tonkawas, Comanches, Cherokees and Kickapoo traveled to Houston to air grievances and to seek the assistance of the sympathetic first president, Sam Houston.

The Native American History of Southeast Texas



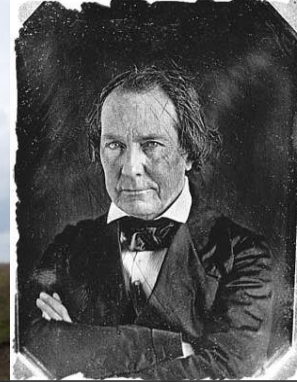
Pre-1800



1805



1837



1840



1970s-1980s

2000s

Mirabeau Lamar, Sam Houston's successor, did not share President Houston's sympathies. He saw the immigrant Indians as unauthorized intruders and removed them, sometimes by force, from Texas.⁵

Pockets of tribal people remained. The Alabamas and Coushattas remained in the east Texas forests. In 1987 they received federal recognition.⁴

The Native American History of Southeast Texas



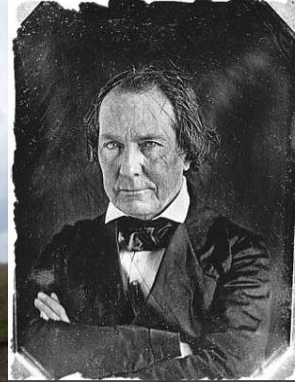
Pre-1800



1805



1837



1840



1970s-1980s

2000s

Native people came to Houston attracted by jobs in the oil and gas industry and low cost of living.

Native American-focused groups began forming including the Cherokee Cultural Society and the Gulf Coast Tia Piah.

In 1998 the NAHC is formed.

The Native American History of Southeast Texas



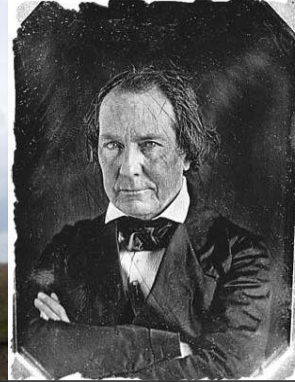
Pre-1800



1805



1837



1840



1970s-1980s

2000s

The Houston metro area is home to over 60,000 Native people from various tribes.

Tribal affiliations identified in previous Native community surveys include Apache, Alabama, Apalachicola, Athabaskan, Caddo, Cherokee, Chickasaw, Choctaw, Coharie, Comanche, Coushatta, Creek, Dakota, Eastern Cherokee, Kickapoo, Kiowa, Lakota, Lumbee, Navajo, Ojibwe, Pueblo, Pottawatomie, Sac and Fox, Seneca, Shawnee, Shoshone, Tuscarora, Upper Nicola Oknagan.⁶

The Native American History of Southeast Texas

Texas AI/AN US Census Fast Facts⁸

4th

Texas ranks fourth in the US in AI/AN population. Only California, Oklahoma and Arizona respectively have more Native people. This is a significant increase from 1990 when Texas ranked 8th.

3

The number of Indian reservations in Texas: Kickapoo Traditional Tribe of Texas in Eagle Pass, Texas, Alabama-Coushatta near Livingston, Texas and Ysleta Del Sur in El Paso, Texas.

25%

The percent increase in total AI/AN between 2000 and 2009 in the 8 county Houston area.

12,828

The number of American Indians and Alaska Natives added to Texas' population between July 1, 2007, and July 1, 2008, the largest one year numeric and percent (4.3%) increase of any state.

2,100

The number of AI/AN people added to the Harris County, Texas population between July 1, 2008, and July 1, 2009, the largest one year increase of American Indians and Alaska Natives of any county in the United States.

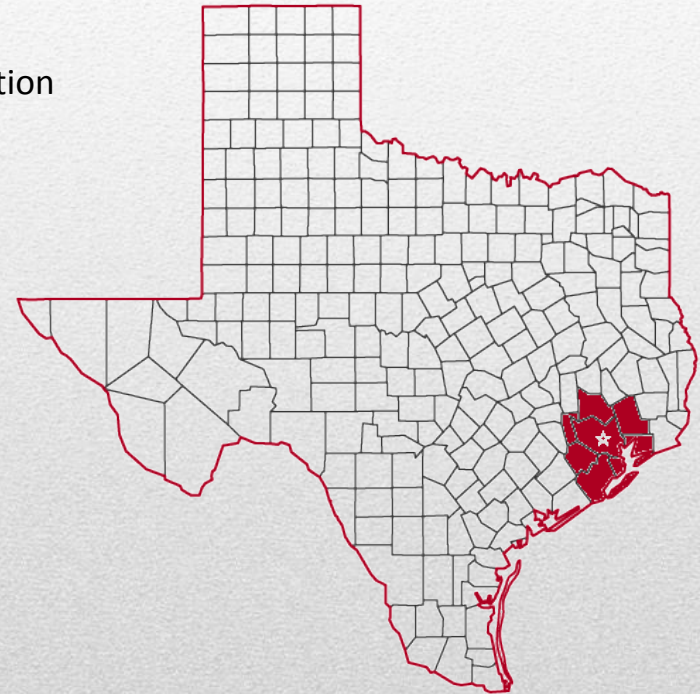


Houston Area AI/AN Demographics

Population

AI/AN Race Alone or in Combination with One or More Race

	2000 US Census ¹	2009 US Census Population Estimate ²
Harris County	28,501	44,853
Montgomery County	2,821	5,314
Fort Bend County	2,287	4,693
Brazoria County	2,530	3,694
Galveston County	2,246	2,938
Liberty County	716	883
Waller County	296	380
Chambers County	234	314
Total	39,631	63,069



Houston Area AI/AN Demographics

Population Comparison

Houston AI/AN 2000 Population in Comparison to Other Metropolitan Areas with Urban Indian Health Centers³

CITY	2000 AI/AN Population	Service Area	Total Population
Boston	21,681	5 Counties	4,001,752
Minneapolis	26,021	2 Counties	1,627,235
Albuquerque	28,857	1 County	556,678
Seattle	33,022	1 County (King)	1,737,034
Chicago	33,941	1 County (Cook)	5,376,741
Denver	39,606	8 Counties	2,405,327
Houston	39,631	8 Counties	4,669,571
Dallas	55,809	11 Counties	5,120,721
Phoenix	75,867	1 County (Maricopa)	3,072,149
New York	98,922	8 Counties	10,305,132
N. California	110,559	5 Counties	7,029,824
S. California	184,873	2 Counties (Los Angeles, San Diego)	12,333,171

Houston Area AI/AN Demographics



Employment^{6,7}

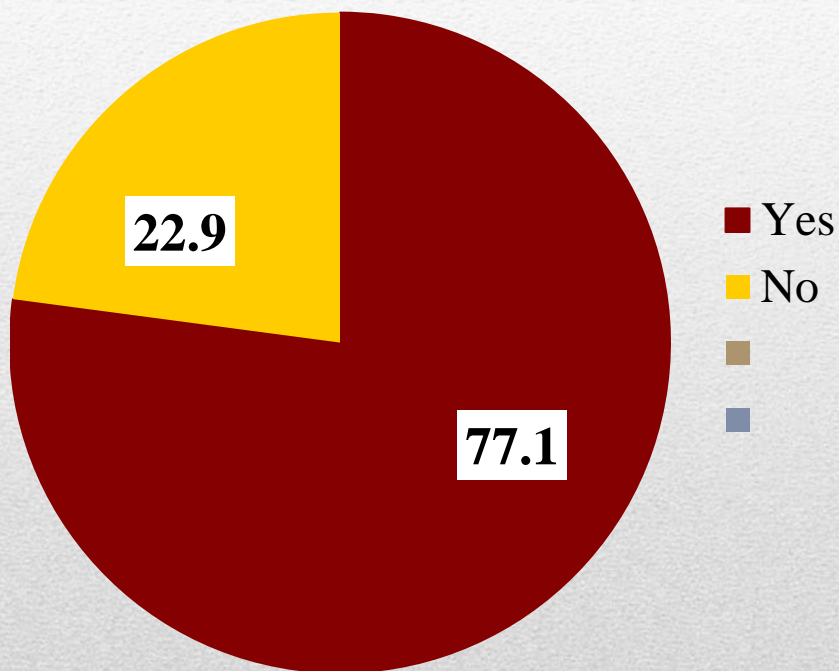
- 10% unemployed
- 57% employed full or part time
- 16% retired
- 7.7% disabled
 - 59% of those employed work in blue collar/service jobs
 - 17% of those employed work in technical/skilled labor
 - 12% of those employed hold professional positions
 - 10% of those employed work in white collar/admin jobs

Highest Grade Completed⁷

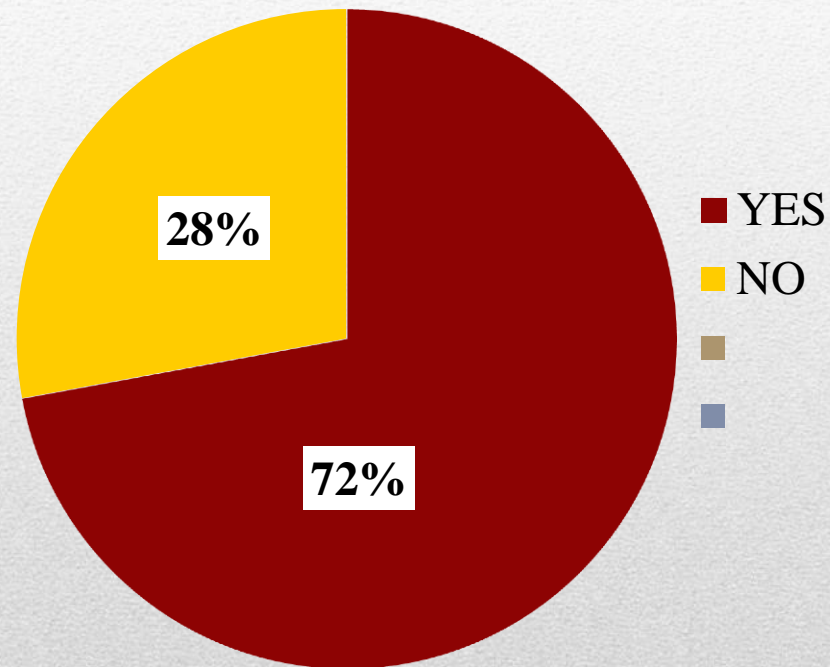
- 6.4 % completed some high school
- 25.5% completed HS
- 34.8% Some college or vocational training
- 21.4% graduated college
- 15% Post-graduate or professional degree
- Household Income⁷
 - 11.9% under \$10,000 per year
 - 24.3% under \$20,000 per year



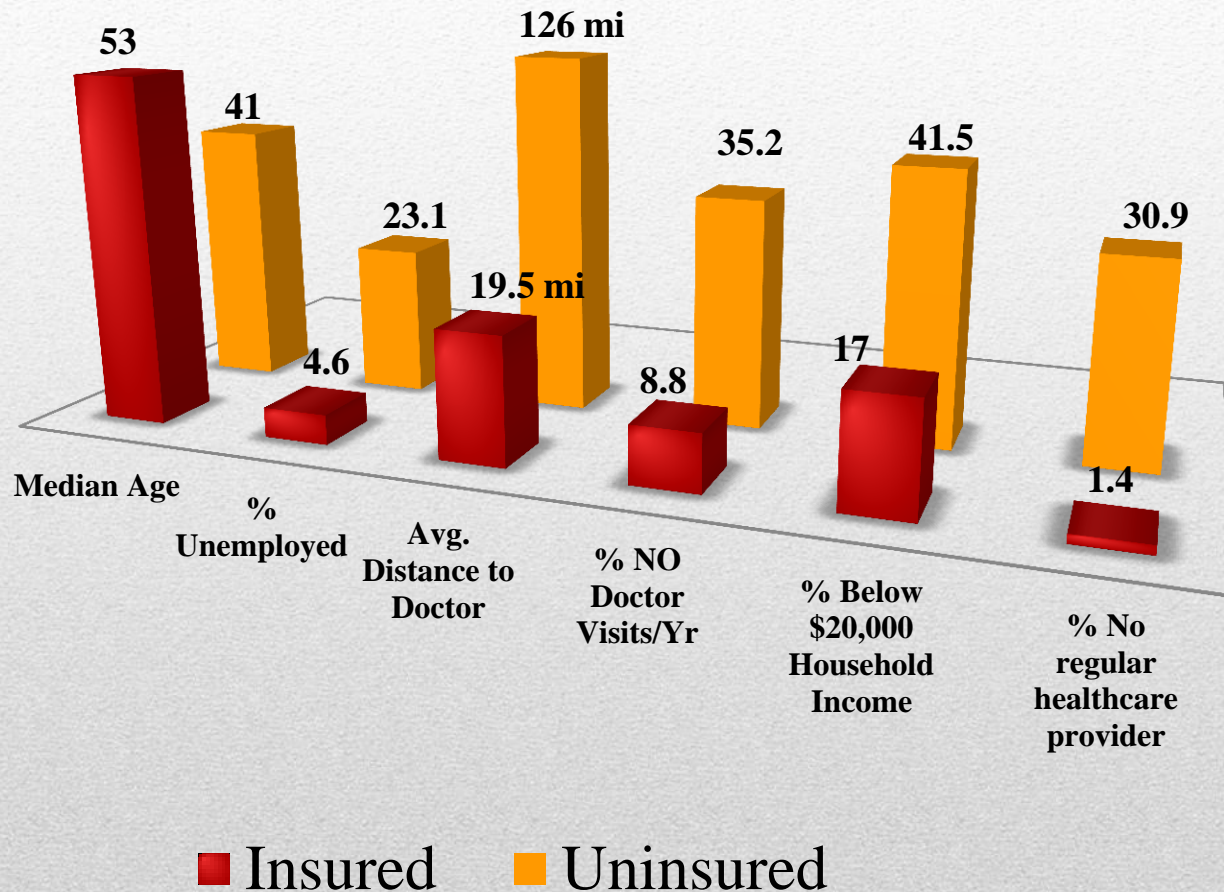
Percent Tribally Registered



Percent with Insurance



Socioeconomic Variables Insured vs. Uninsured

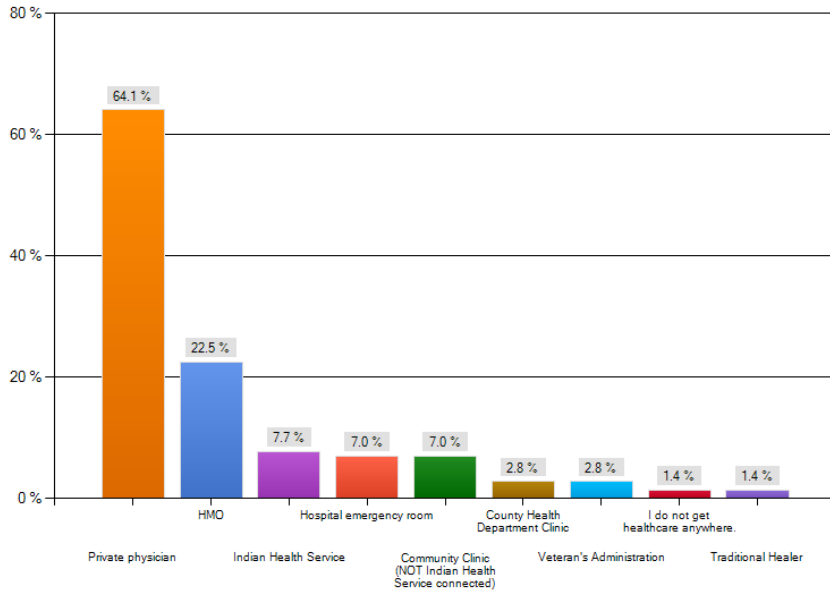


Where AI/AN in the Houston Area Get Their Healthcare⁷

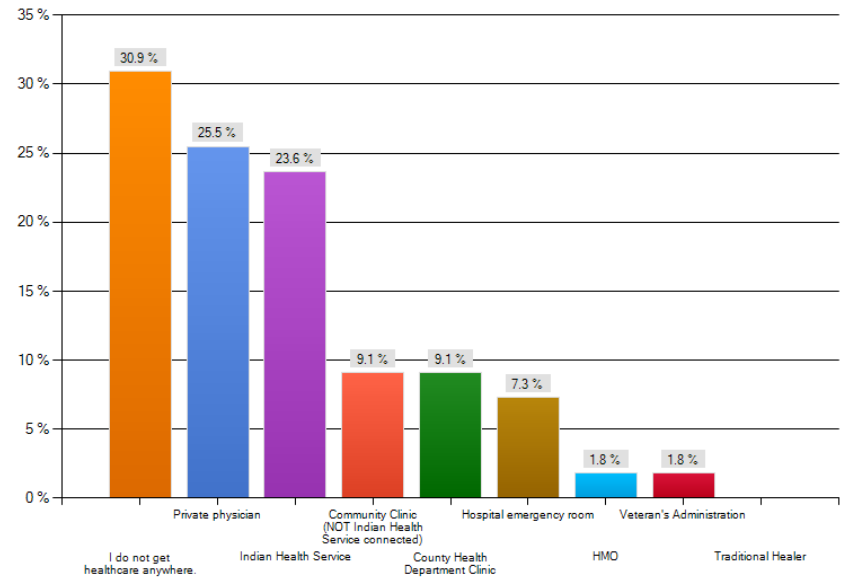
Insured

Uninsured

Where do you get your healthcare? (Please check all that apply)



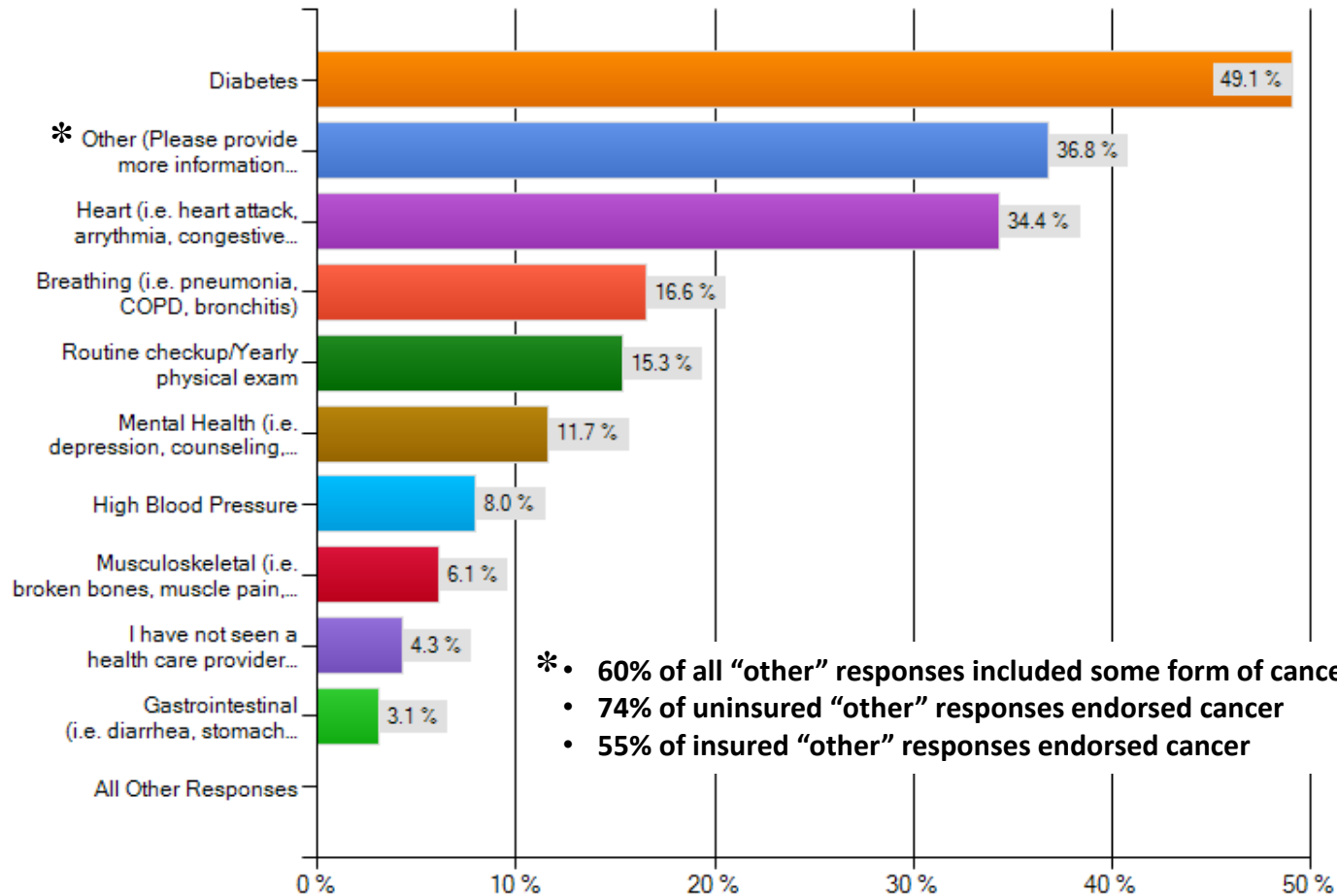
Where do you get your healthcare? (Please check all that apply)



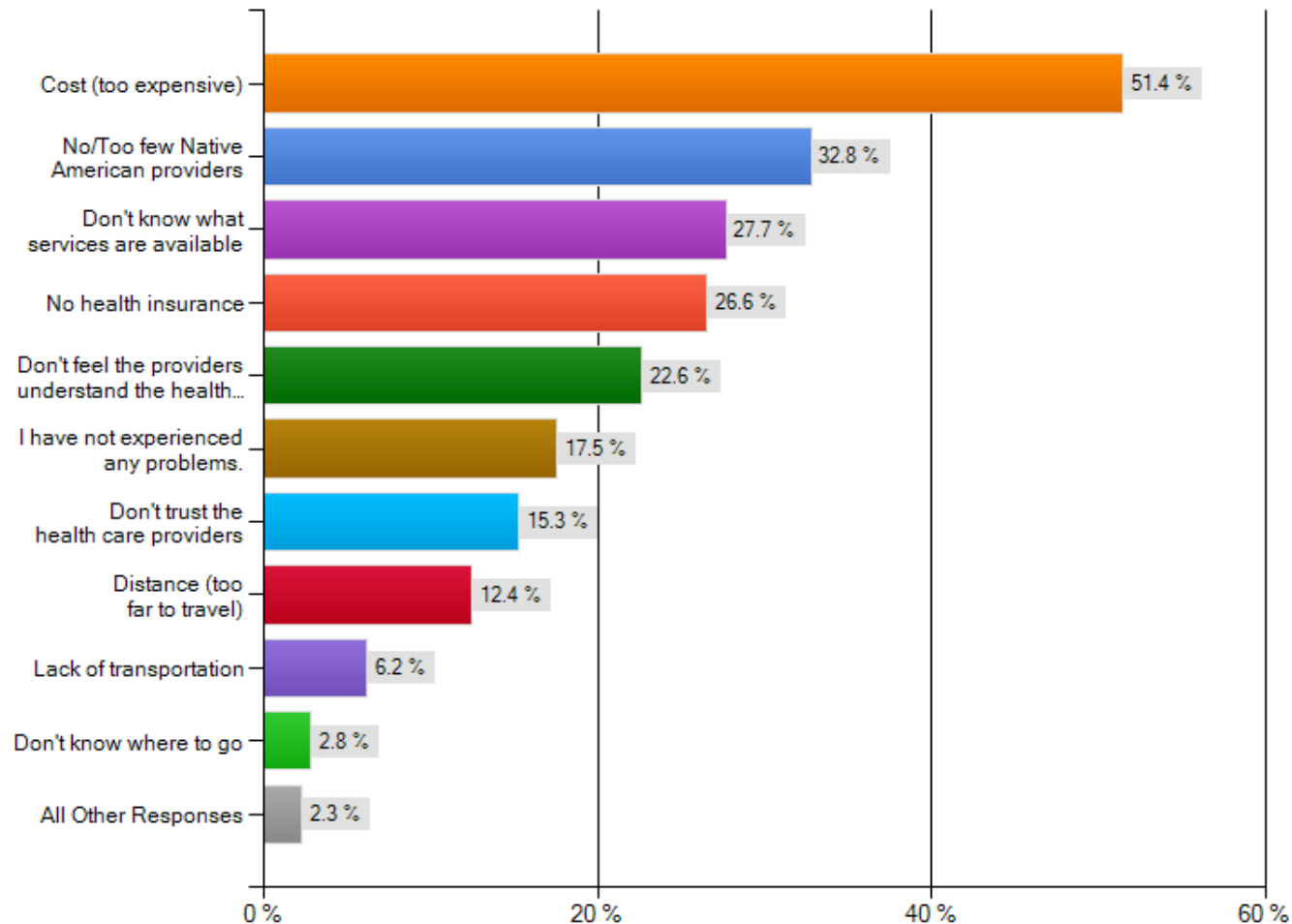
Houston Area AI/AN Healthcare Needs



**For what kinds of health concerns have you seen a health care provider in the last year?
(Please check all that apply)**



What problems have you experienced when seeking health care? (Check all that apply)



Houston Area AI/AN Healthcare Needs



Call to Action

- Complete the NAHC Health Needs Assessment
- [nativeamericanhealthcoalition.org/Take the Survey.html](http://nativeamericanhealthcoalition.org/Take%20the%20Survey.html)
- www.Surveymonkey.com/nahcsurvey1
- Join the Native American Health Coalition on Facebook to receive updates on activities and meetings



1. US Census Bureau. 2000 US Census. [Online] <http://quickfacts.census.gov/qfd/states/480001k.html>
2. US Census Bureau. 2009 US Population Estimates. [Online] http://factfinder.census.gov/servlet/MetadataBrowserServlet?type=dataset&id=PEP_2009_EST&lang=en
3. Urban Indian Health Institute. 2009. [Online] www.uihi.org/urban-indian-health-organization-profiles
4. Alabama-Coushatta Tribe of Texas. 2011. Tribal History. [Online] http://www.ac-tribe.com/ac/index.php?option=com_content&task=view&id=24&Itemid=133, accessed January 30, 2011.
5. The Handbook of Texas Online. 2011. [Online] "CHEROKEE WAR," www.tshaonline.org/handbook/online/articles/qdc01, accessed January 30, 2011
6. Sage Associates, Inc. 2002. Great Houston Native America/Alaskan Native HIV Testing Survey. Unpublished. Presented to CDC HITS Survey Meeting. San Francisco, California.
7. Native American Health Coalition. 2011. Native American Health Coalition Urban Indian Health Needs Assessment. Unpublished.
8. U.S. Census Bureau. 2010. Facts for Features: American Indian and Alaska Native Heritage Month November 2010. U.S. Census Bureau News. [online] www.census.gov/newsroom/releases/archives/facts_for_features_special_editions/cb10ff22.html



Resources